



SCANDINAVIAN

THE SCANDINAVIAN

A Shed with a Gable Roof – A Classic

A redesigned classic, this 2-sided roof shed will bring beauty to any backyard while offering the most spacious and optimal storage space.

Like all our sheds, the SCANDINAVIAN is made of high quality FIBERWOOD coextrusion and aluminum composite. It has large smoked glass double doors and integrated gutters. Its aesthetics and finish have been meticulously thought out so that this shed is also offered with a basic 20-year warranty, thus testifying to the solidity of its design and its high-quality materials.

Solid Structure and Materials that Stand the Test of Time

Built to last over time just like your home, our engineers have designed the Scandinavian to withstand our harsh North American climatic conditions.

Composite boards with PROSHIELD PREMIUM protection:

- ✓ Resists rot and mildew;
- ✓ Resistant to insects, fungi, shocks and stains;
- ✓ Rot-proof boards therefore insensitive to humidity, rays and temperature changes.

High quality aluminum procuring a solid metal that does not rust over time.

Premium modular design.

Security

As for the security component, we have equipped the SCANDINAVIAN with self-closing door hinges and door locks with key. Models with windows also have latches on each of them. The Scandinavian's thermos windows are also made of tempered glass to avoid any possible injury if broken.



Easy to Install and Maintain

Our FIBERWOOD sheds are all designed in a modular way, so no adjustment or cutting will be required.

With only simple tools, 2 workers can complete the assembly in 1 day.

The installation of the shed must be done on a solid leveled base. Concrete slab, asphalt driveway, paving stone or slabs, wood or composite terrace, several options are available to you.

Our sheds are all delivered on pallets.

Bilingual assembly instructions are simple and clear.

Very easy to maintain: no oil, paint or stain is required over time.

Full 20-year warranty on the entire structure of the shed.

THE SCANDINAVIAN

Available Sizes



SCAN0707
7' X 7'



SCAN1010
10' X 10'



SCAN1210
12' X 10'



SCAN1612
16' X 12'



K-SCAN1810
18' X 10'



THE SCANDINAVIAN


Available Colors

Note: White aluminum on request only



SMOKEY GREY


 Smokey Grey Boards

 Black Aluminum




GREY ROCK


 Grey Rock Boards

 Black Aluminum



BROWN CEDAR

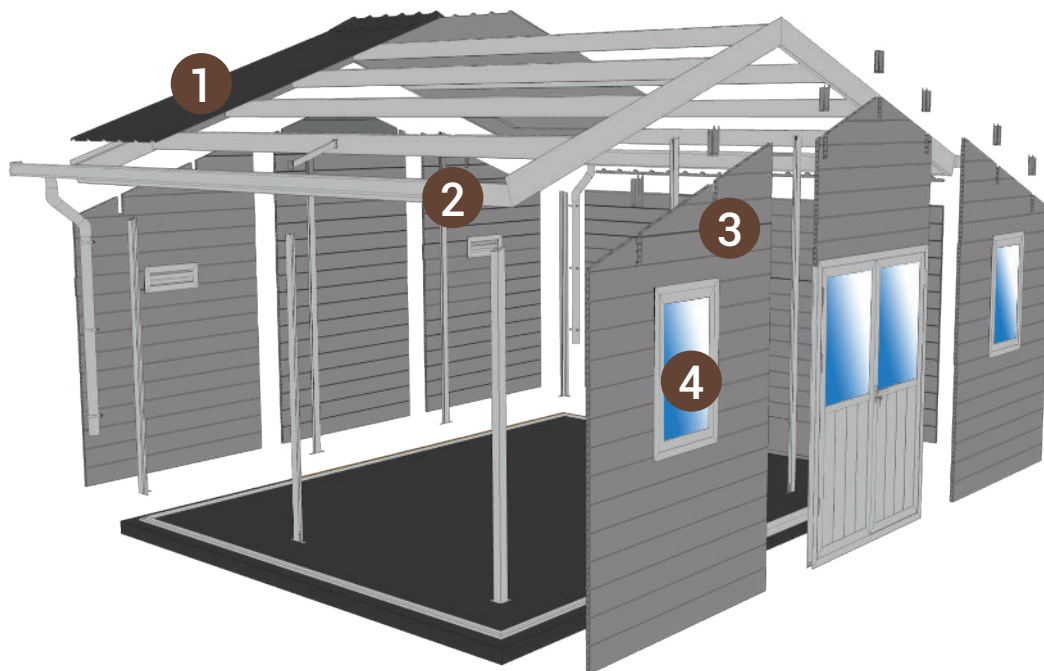
 Brown Cedar Boards

 Black Aluminum




THE SCANDINAVIAN

Components



- 1 PVC + ASA
- 2 Aluminum
- 3 FIBERWOOD Composite Boards
- 4 Thermos tempered glass





THE SCANDINAVIAN

Technical Features

SPECIFICATIONS

ITEM	SCAN0707		SCAN1010		SCAN1210		SCAN1612		K-SCAN1810	
	WIDTH	DEPTH	WIDTH	DEPTH	WIDTH	DEPTH	WIDTH	DEPTH	WIDTH	DEPTH
Actual Dimensions	7.68'	6.69'	9.16'	9.16'	12.60'	9.16'	16.34'	12.66'	16.86'	9.16'
Dimensions of Base Required	9.62'	7.71'	11.07'	11.91'	14.64'	11.91'	18.37'	14.70'	18.77'	11.10'

BUNDLE INFORMATIONS

ITEM	DIMENSIONS			WEIGHT/LBS
	WIDTH	DEPTH	HEIGHT	
SCAN0707	7.87'	3.64'	2.36'	1452
SCAN1010	12.14'	3.64'	2.00'	1782
SCAN1210	12.80'	3.64'	2.00'	2134
SCAN1612	16.50'	3.64'	2.59'	2772

K-SCAN1810	DIMENSIONS			WEIGHT/LBS	DESCRIPTION
	WIDTH	DEPTH	HEIGHT		
SCAN1810-1-2	9.32'	3.64'	2.03'	2618	WPC Boards
SCAN1810-2-2	18.83'	1.35'	0.85'	990	Windows, doors, roof and other accessories